

# TECHNICAL DATA SHEET

## LED TRI-PROOF LIGHT



CE  IP66 IK10

### General information

• P/N	LTP-1560-NW - LTP-1560-NW-EM	
• Model	LED TRI-PROOF LIGHT – LED TRI-PROOF LIGHT WITH EMERGENCY	
• Technology	LED	
• Body material	Polycarbonate	
• IP Protection Rate	IP66	
• IK Protection Rate	IK10	
• Weight	1,80 Kg	1,95 Kg
• Operating Temperature	-20 ~ +45°C	
• Storage Temperature	-20 ~ +40°C	
• Mounting	Ceiling / Suspended / Horizontal / Vertical	
• Typical application	Industrial facilities, Parking Garage, Warehouse, Shopping Mall	

### Electrical Specifications

• Power Consumption	60W
• Input Voltage	220-240Vac 50-60Hz
• Emergency Power	6W per 1h
• Replacing LED	NO
• Driver	OSRAM
• Average Lifespan	50.000 h

# TECHNICAL DATA SHEET

## LED TRI-PROOF LIGHT

### Lighting Specifications

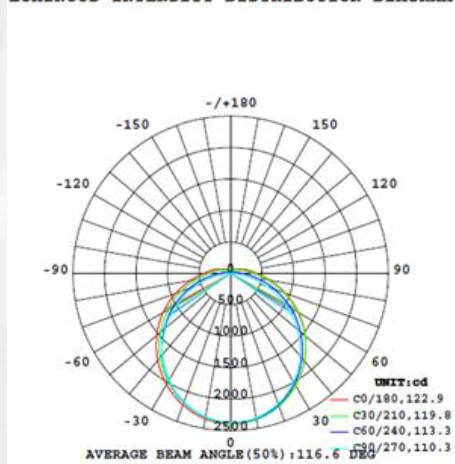
• Luminous flux	8100 lm
• Luminous efficiency	135 lm/W
• Color of the light	Neutral White - 4000K+/-300
• Color Render Index CRI (Ra)	≥ 80
• Beam Angle	120°
• Light Risk Group	RG0 (Exempt Group)

#### Notes:

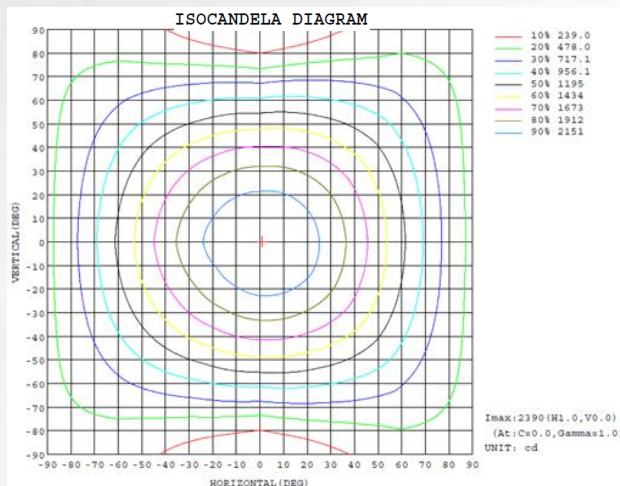
- The values indicated are referred to  $T_a=25^{\circ}\text{C}$ ;
- +/-10% deviation for lighting and electricity parameter can be accepted

### Photometric Diagram

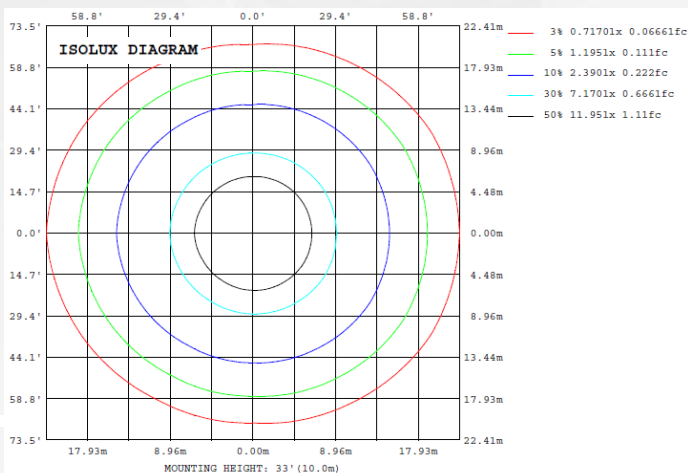
**LUMINOUS INTENSITY DISTRIBUTION DIAGRAM**



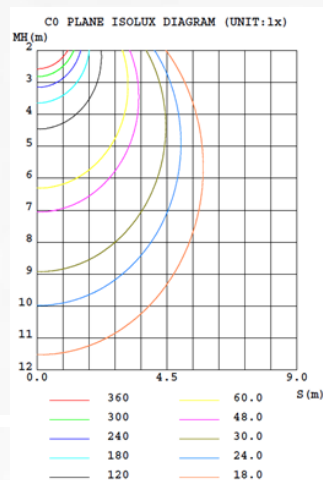
**ISOCANDELA DIAGRAM**



**ISOLUX DIAGRAM**

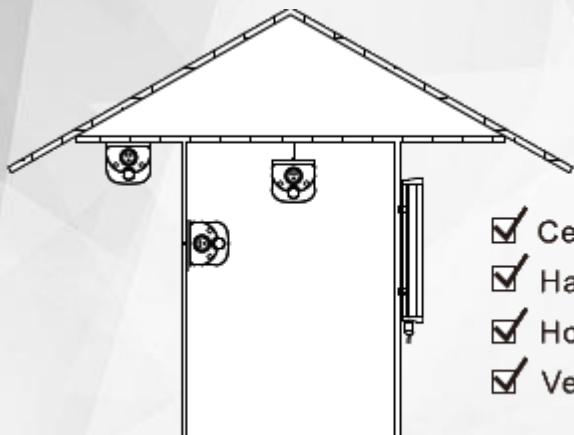
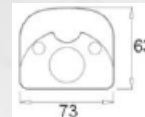



**C0 PLANE ISOLUX DIAGRAM (UNIT: lx)**

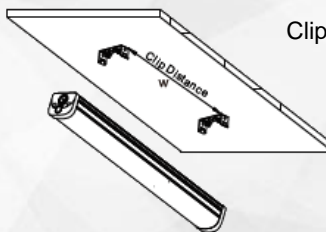


# TECHNICAL DATA SHEET LED TRI-PROOF LIGHT

## Dimensional Diagram & Installation Instructions




- Ceiling
- Hanging
- Horizontal
- Vertical



Clip distance 1000+/-20mm



**A** hanging      Suspension kit not included




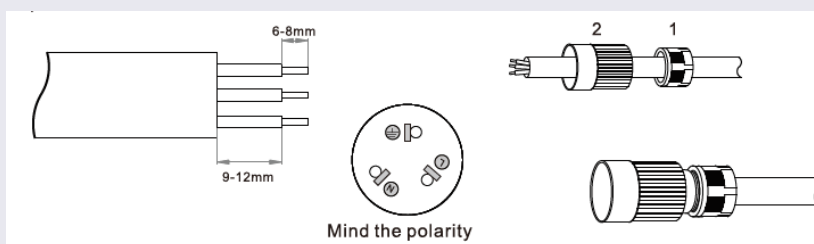
**B** Ceiling type



### Wiring Diagram

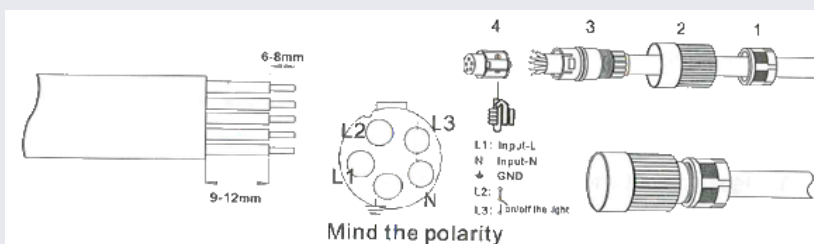
#### Standard Version

#### 3 core fast connector



#### Emergency Version

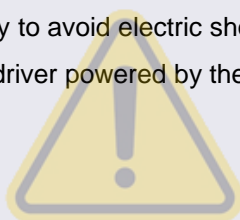
#### 5 core fast connector



### CAUTION

Before installation be sure to cut off the electricity to avoid electric shock.

This is one end wiring tri-proof light with built in driver powered by the voltage labeled on the product , no need to add other drivers.



# TECHNICAL DATA SHEET

## LED TRI-PROOF LIGHT

### Packaging Information

	Q.TY per carton	G.W.	Carton Size L*W*H
Standard Version	10pcs	20 Kg	1580x480x160 mm
Emergency Version	10pcs	22 Kg	1580x480x160 mm

